

Q.PEAK DUO L-G5.2

380-405

ENDURING HIGH
PERFORMANCE



Q.ANTUM TECHNOLOGY: LOW LEVELISED COST OF ELECTRICITY

Higher yield per surface area, lower BOS costs, higher power classes, and an efficiency rate of up to 20.3%.



INNOVATIVE ALL-WEATHER TECHNOLOGY

Optimal yields, whatever the weather with excellent low-light and temperature behaviour.



ENDURING HIGH PERFORMANCE

Long-term yield security with Anti LID Technology, Anti PID Technology¹, Hot-Spot Protect and Traceable Quality Tra.Q™.



EXTREME WEATHER RATING

High-tech aluminium alloy frame, certified for high snow (5400 Pa) and wind loads (2400 Pa).



A RELIABLE INVESTMENT

Inclusive 12-year product warranty and 25-year linear performance warranty².



STATE OF THE ART MODULE TECHNOLOGY

Q.ANTUM DUO combines cutting edge cell separation and innovative wiring with Q.ANTUM Technology.

¹ APT test conditions according to IEC/TS 62804-1:2015, method B (-1500 V, 168h)

² See data sheet on rear for further information.

THE IDEAL SOLUTION FOR:



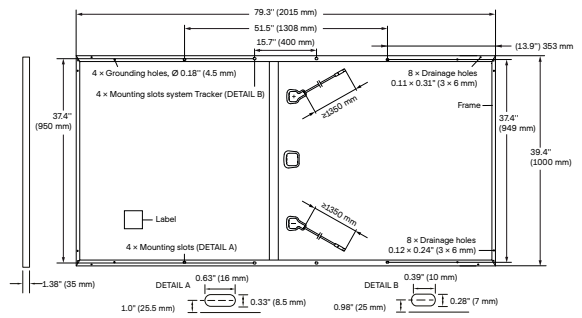
Rooftop arrays on commercial/industrial buildings



Ground-mounted solar power plants

MECHANICAL SPECIFICATION

Format	79.3in × 39.4in × 1.38in (including frame) (2015mm × 1000mm × 35mm)
Weight	51.8lbs (23.5kg)
Front Cover	0.13in (3.2mm) thermally pre-stressed glass with anti-reflection technology
Back Cover	Composite film
Frame	Anodized aluminum
Cell	6 × 24 monocrystalline Q.ANTUM solar half cells
Junction Box	2.09-3.98 × 1.26-2.36 × 0.59-0.71in (53-101 × 32-60 × 15-18mm), Protection class IP67, with bypass diodes
Cable	4mm ² Solar cable; (+) ≥53.1in (1350mm), (-) ≥53.1in (1350mm)
Connector	Stäubli MC4, Stäubli MC4-Evo2, Amphenol UTX, Renhe O5-8, Tonglin TL-Cable01S-F; IP68 or Friends PV2e; IP67

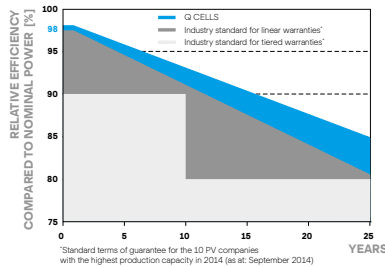


ELECTRICAL CHARACTERISTICS

POWER CLASS			380	385	390	395	400	405
MINIMUM PERFORMANCE AT STANDARD TEST CONDITIONS, STC ¹ (POWER TOLERANCE +5W / -0W)								
Minimum	Power at MPP ¹	P _{MPP} [W]	380	385	390	395	400	405
	Short Circuit Current ¹	I _{SC} [A]	10.05	10.10	10.14	10.19	10.24	10.28
	Open Circuit Voltage ¹	V _{OC} [V]	47.95	48.21	48.48	48.74	49.00	49.26
	Current at MPP	I _{MPP} [A]	9.57	9.61	9.66	9.70	9.75	9.79
	Voltage at MPP	V _{MPP} [V]	39.71	40.05	40.38	40.71	41.04	41.36
	Efficiency ¹	η [%]	≥18.9	≥19.1	≥19.4	≥19.6	≥19.9	≥20.1
MINIMUM PERFORMANCE AT NORMAL OPERATING CONDITIONS, NMOT ²								
Minimum	Power at MPP	P _{MPP} [W]	284.4	288.2	291.9	295.6	299.4	303.1
	Short Circuit Current	I _{SC} [A]	8.10	8.14	8.17	8.21	8.25	8.28
	Open Circuit Voltage	V _{OC} [V]	45.21	45.46	45.71	45.96	46.21	46.45
	Current at MPP	I _{MPP} [A]	7.53	7.57	7.60	7.64	7.67	7.71
	Voltage at MPP	V _{MPP} [V]	37.77	38.08	38.40	38.71	39.02	39.33

¹Measurement tolerances P_{MPP} ±3%; I_{SC}; V_{OC} ±5% at STC: 1000W/m², 25±2°C, AM 1.5G according to IEC 60904-3 • 2800W/m², NMOT, spectrum AM 1.5G

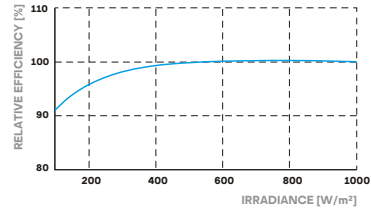
Q CELLS PERFORMANCE WARRANTY



At least 98% of nominal power during first year. Thereafter max. 0.54% degradation per year. At least 93.1% of nominal power up to 10 years. At least 85% of nominal power up to 25 years.

All data within measurement tolerances. Full warranties in accordance with the warranty terms of the Q CELLS sales organisation of your respective country.

PERFORMANCE AT LOW IRRADIANCE



Typical module performance under low irradiance conditions in comparison to STC conditions (25°C, 1000W/m²)

TEMPERATURE COEFFICIENTS

Temperature Coefficient of I _{SC}	α [%/K]	+0.04	Temperature Coefficient of V _{OC}	β [%/K]	-0.27
Temperature Coefficient of P _{MPP}	γ [%/K]	-0.36	Normal Module Operating Temperature	NMOT [°F]	109±5.4 (43±3°C)

PROPERTIES FOR SYSTEM DESIGN

Maximum System Voltage V _{sys}	[V]	1500 (IEC)/1500 (UL)	Safety Class	II
Maximum Series Fuse Rating	[A DC]	20	Fire Rating	C / TYPE 1
Max. Design Load, Push / Pull ³	[lbs / ft ²]	75 (3600 Pa) / 33 (1600 Pa)	Permitted Module Temperature on Continuous Duty	-40°F up to +185°F (-40°C up to +85°C)
Max. Test Load, Push / Pull ³	[lbs / ft ²]	113 (5400 Pa) / 50 (2400 Pa)		

³ See Installation Manual

QUALIFICATIONS AND CERTIFICATES

UL 1703, CE-compliant, IEC 61215:2016, IEC 61730:2016, Application Class II, U.S. Patent No. 9,893,215 (solar cells)



PACKAGING INFORMATION

Number of Modules per Pallet	29
Number of Pallets per 53' Trailer	27
Number of Pallets per 40' HC-Container	22
Pallet Dimensions (L × W × H)	81.9 × 45.3 × 46.9in (2080 × 1150 × 1190mm)
Pallet Weight	1635lbs (742kg)

Note: Installation instructions must be followed. See the installation and operating manual or contact our technical service department for further information on approved installation and use of this product.

Hanwha Q CELLS America Inc.

400 Spectrum Center Drive, Suite 1400, Irvine, CA 92618, USA | TEL +1 949 748-5996 | EMAIL inquiry@us.q-cells.com | WEB www.q-cells.com/na