



Q.PEAK DUO-G5 315-330

Q.ANTUM SOLAR MODULE

The new **Q.PEAK DUO-G5** solar module from **Q CELLS** impresses thanks to innovative **Q.ANTUM DUO** Technology, which enables particularly high performance on a small surface. **Q.ANTUM**'s world-record-holding cell concept has now been combined with state-of-the-art circuitry half cells and a six-busbar design, thus achieving outstanding performance under real conditions — both with low-intensity solar radiation as well as on hot, clear summer days.



Q.ANTUM TECHNOLOGY: LOW LEVELISED COST OF ELECTRICITY

Higher yield per surface area, lower BOS costs, higher power classes, and an efficiency rate of up to 19.9%.



INNOVATIVE ALL-WEATHER TECHNOLOGY

Optimal yields, whatever the weather with excellent low-light and temperature behaviour.



ENDURING HIGH PERFORMANCE

Long-term yield security with Anti LID Technology, Anti PID Technology¹, Hot-Spot Protect and Traceable Quality Tra.Q™.



EXTREME WEATHER RATING

High-tech aluminium alloy frame, certified for high snow (5400 Pa) and wind loads (4000 Pa).



A RELIABLE INVESTMENT

Inclusive 12-year product warranty and 25-year linear performance warranty².



STATE OF THE ART MODULE TECHNOLOGY

Q.ANTUM DUO combines cutting edge cell separation and innovative wiring with **Q.ANTUM** Technology.



www.VDEinfo.com
ID: 40032587

THE IDEAL SOLUTION FOR:



Rooftop arrays on residential buildings



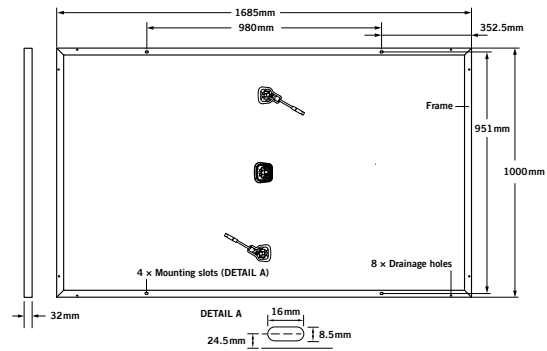
Rooftop arrays on commercial/industrial buildings

¹ APT test conditions according to IEC/TS 62804-1:2015, method B (-1500V, 168h)

² See data sheet on rear for further information.

MECHANICAL SPECIFICATION

Format	1685mm × 1000mm × 32mm (including frame)
Weight	18.7 kg
Front Cover	3.2 mm thermally pre-stressed glass with anti-reflection technology
Back Cover	Composite film
Frame	Black anodised aluminium
Cell	6 × 20 monocrystalline Q.ANTUM solar half cells
Junction box	70-85 mm × 50-70 mm × 13-21 mm Protection class IP67, with bypass diodes
Cable	4 mm ² Solar cable; (+) 1100 mm, (-) 1100 mm
Connector	Multi-Contact, MC4, IP65 and IP68

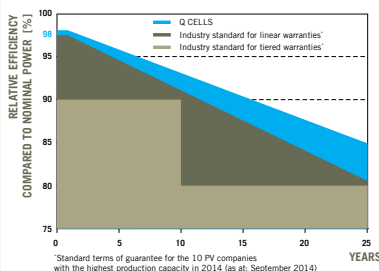


ELECTRICAL CHARACTERISTICS

POWER CLASS			315	320	325	330
MINIMUM PERFORMANCE AT STANDARD TEST CONDITIONS, STC¹ (POWER TOLERANCE +5W / -0W)						
Minimum	Power at MPP²	P_{MPP} [W]	315	320	325	330
	Short Circuit Current*	I_{SC} [A]	10.04	10.09	10.14	10.20
	Open Circuit Voltage*	V_{OC} [V]	39.87	40.13	40.40	40.66
	Current at MPP*	I_{MPP} [A]	9.55	9.60	9.66	9.71
	Voltage at MPP*	V_{MPP} [V]	32.98	33.32	33.65	33.98
	Efficiency²	η [%]	≥ 18.7	≥ 19.0	≥ 19.3	≥ 19.6
MINIMUM PERFORMANCE AT NORMAL OPERATING CONDITIONS, NOC³						
Minimum	Power at MPP²	P_{MPP} [W]	233.4	237.2	240.9	244.6
	Short Circuit Current*	I_{SC} [A]	8.09	8.14	8.18	8.22
	Open Circuit Voltage*	V_{OC} [V]	37.30	37.54	37.79	38.04
	Current at MPP*	I_{MPP} [A]	7.51	7.56	7.60	7.64
	Voltage at MPP*	V_{MPP} [V]	31.07	31.39	31.70	32.01

¹1000W/m², 25°C, spectrum AM 1.5G ²Measurement tolerances STC ±3%; NOC ±5% ³800W/m², NOCT, spectrum AM 1.5G * typical values, actual values may differ

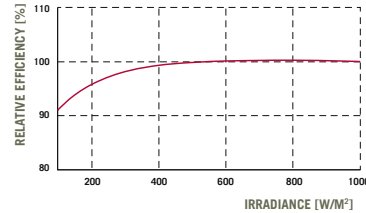
Q CELLS PERFORMANCE WARRANTY



At least 98% of nominal power during first year. Thereafter max. 0.54% degradation per year. At least 93.1% of nominal power up to 10 years. At least 85% of nominal power up to 25 years.

All data within measurement tolerances. Full warranties in accordance with the warranty terms of the Q CELLS sales organisation of your respective country.

PERFORMANCE AT LOW IRRADIANCE



Typical module performance under low irradiance conditions in comparison to STC conditions (25°C, 1000W/m²).

TEMPERATURE COEFFICIENTS

Temperature Coefficient of I_{SC}	α [%/K]	+0.04	Temperature Coefficient of V_{OC}	β [%/K]	-0.28
Temperature Coefficient of P_{MPP}	γ [%/K]	-0.37	Normal Operating Cell Temperature	NOCT [°C]	45

PROPERTIES FOR SYSTEM DESIGN

Maximum System Voltage	V_{SYS} [V]	1000	Safety Class	II
Maximum Reverse Current	I_r [A]	20	Fire Rating	C
Push/Pull Load (Test-load in accordance with IEC 61215)	[Pa]	5400/4000	Permitted Module Temperature On Continuous Duty	-40°C up to +85°C

QUALIFICATIONS AND CERTIFICATES

VDE Quality Tested, IEC 61215 (Ed. 2); IEC 61730 (Ed. 1), Application class A
This data sheet complies with DIN EN 50380.



PARTNER

NOTE: Installation instructions must be followed. See the installation and operating manual or contact our technical service department for further information on approved installation and use of this product.

Hanwha Q CELLS GmbH
Sonnenallee 17-21, 06766 Bitterfeld-Wolfen, Germany | TEL +49 (0)3494 66 99-23444 | FAX +49 (0)3494 66 99-23000 | EMAIL sales@q-cells.com | WEB www.q-cells.com

Engineered in Germany

Q CELLS